

KINGDOM OF CAMBODIA

NATION RELIGION KING



National Social Security Fund
(NSSF)



ASEAN SOCIAL SECURITY ASSOCIATION 37TH

COVERAGE EXPANSION AND PROGRESS OF NSSF CAMBODIA

PRESENTATION BY: KEAT PUTNARITH PENSION DIRECTOR OF NSSF

SOCIAL PROTECTION FRAMEWORK IN CAMBODIA

Social Protection framework Cambodia

Social Security System

Pension

Health
Care

Work
Injury

Unemploy
ment

Disabilit
ies

Social Assistant system


Emergency
Responses

Human
Resource
Development

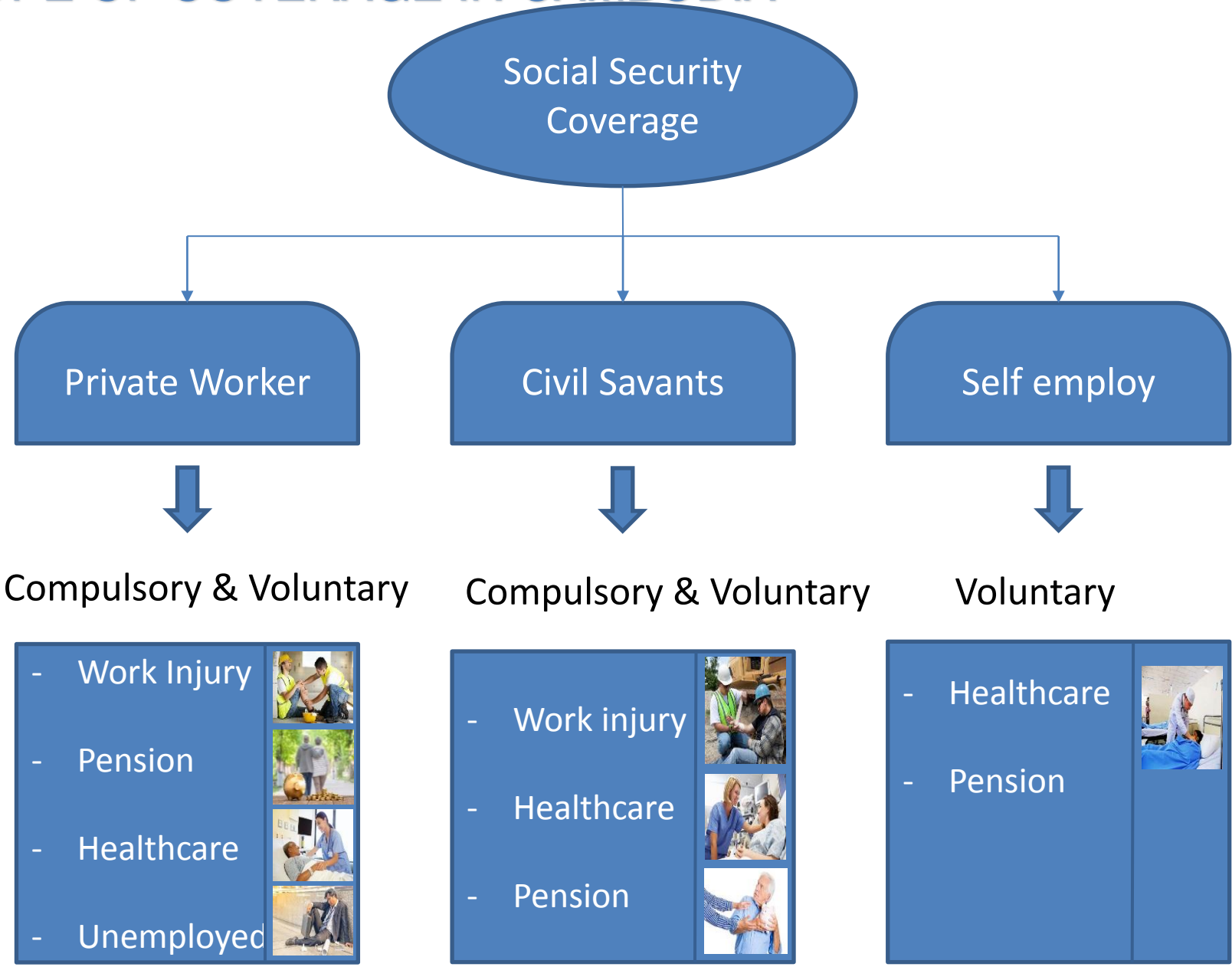
Vocational
Training

Health
Care for
Vulnerable

SOCIAL SECURITY SYSTEM IN CAMBODIA



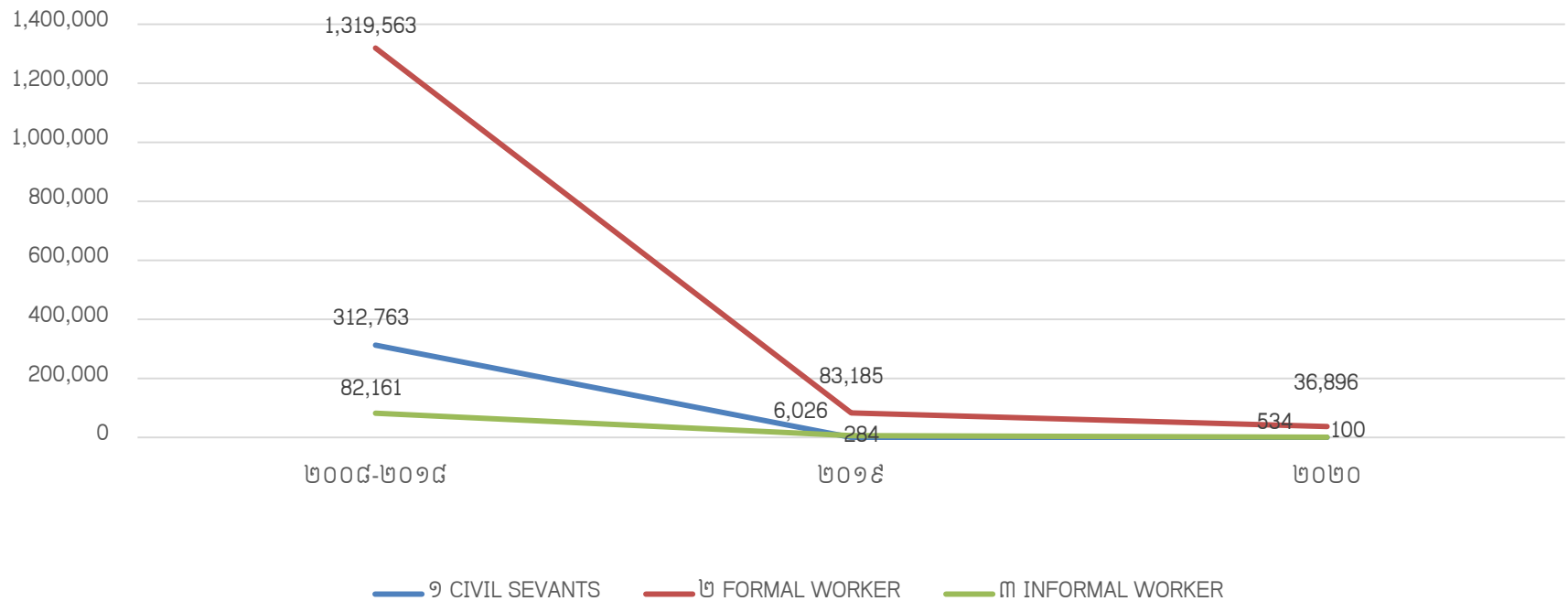
SCOPE OF COVERAGE IN CAMBODIA



REGISTRATION NUMBER

	2008-2018	2019	2020
	REGISTERED WORKER	REGISTERED WORKER	REGISTERED WORKER
1 CIVIL SEVANT	312,763	284	100
2 FORMAL WORKER	1,319,563	83,185	36,896
3 INFORMAL WORKER	82,161	6,026	534

FIGURE ON NUMBER OF REGISTERED WORKER



CONTERIBUTION COLLECTION

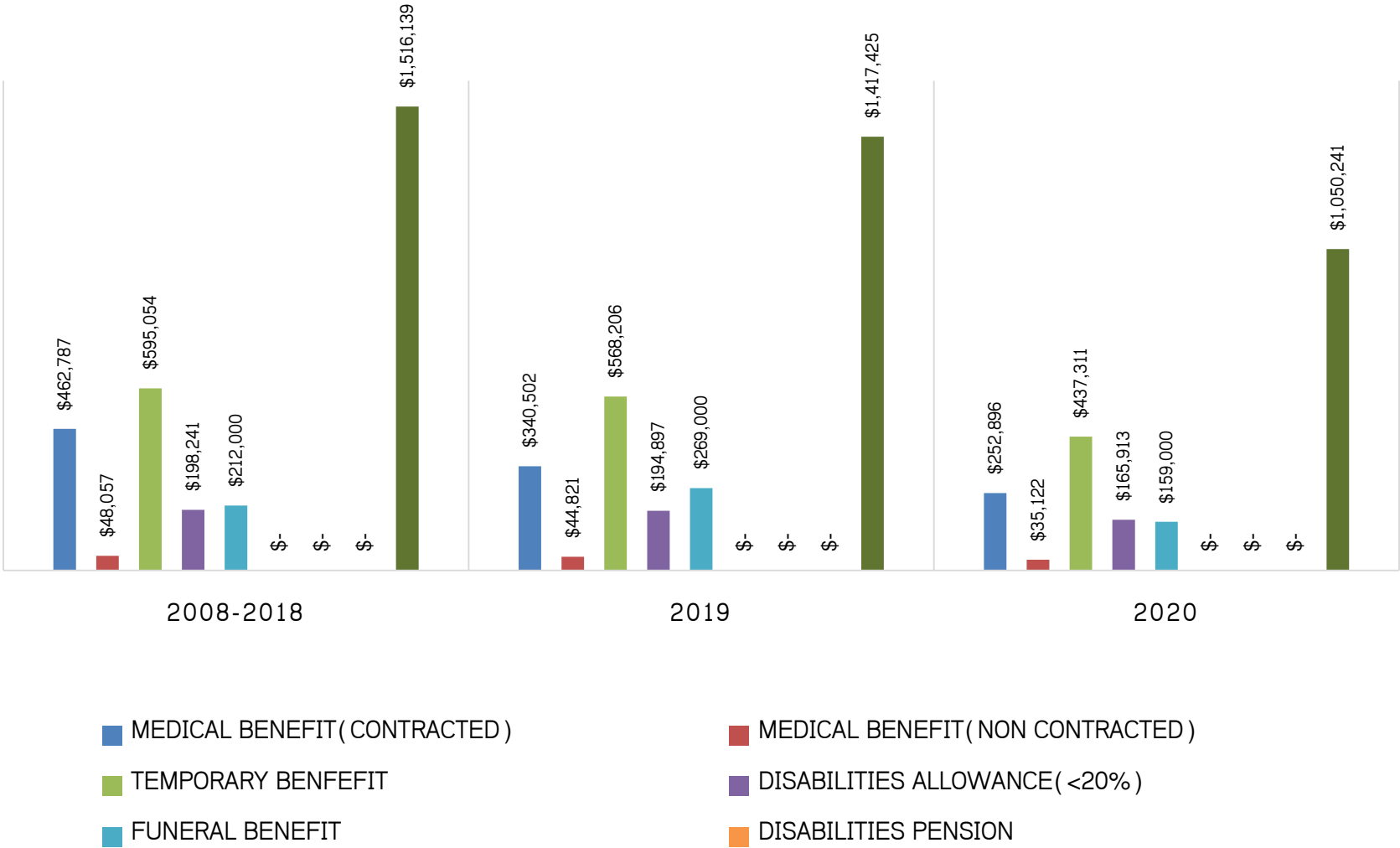
	CONTRIBUTION BY YEAR							
	WI				HI			
	No ENT	No worker	No Female	Tatal cont	No ENT	No worker	No Female	Tatal cont
2008	306	266,787	184,221	838,274,500				
2009	1,022	365,783	285,515	904,044,062				
2010	1,743	534,729	411,444	1,431,733,843				
2011	2,704	613,153	452,008	2,308,120,560				
2012	4,051	754,893	543,715	3,140,315,200				
2013	5,216	882,607	624,533	3,841,556,400				
2014	5,852	1,025,655	717,507	5,103,784,880				
2015	6,019	1,076,500	750,759	6,541,207,800				
2016	6,437	1,124,303	770,236	7,196,097,830	332	304,236	253,659	6,815,327,580
2017	6,496	1,208,213	824,596	8,162,526,730	730	730,290	602,238	16,562,709,100
2018	8,939	1,325,919	894,641	10,141,012,613	8,705	1,317,795	891,118	32,401,942,678
2019	10,515	1,395,365	918,953	11,519,869,988	10,279	1,389,368	916,378	36,079,303,480
2020	11,400	1,257,638	768,099	11,346,509,087	11,133	1,245,225	762,270	30,909,565,322

WORKING INJURY CLAIM 2018-2020

NO	TYPE	2008	2009	2010	2018	2019	JAN-SEP/2020	TOTAL
	WI							
1	MEDICAL CARE	10,956,323	914,358,900	1,937,747,200	13,029,880,500	10,112,948,300	6,926,646,500	84,227,310,723
2	NURSING CARE(IN HOSPITAL)		438,300	18,073,400	192,227,500	179,282,700	129,721,200	1,177,490,100
3	TEMPORARY BENEFIT	3,203,600	132,545,300	356,235,100	2,380,217,900	2,272,824,800	1,601,357,700	16,614,265,100
4	DISABILITIES LESS 20%		9,406,100	36,740,600	792,962,000	779,587,900	611,634,700	3,686,419,900
5	DISABILITIES MORE 20%		656,200	8,853,900	991,312,900	1,482,781,700	1,244,817,100	5,560,353,000
6	FUNERAL BENEFIT		16,000,000	37,000,000	848,000,000	1,076,000,000	600,000,000	5,967,000,000
7	SURVIVOR BENEFIT		2,666,800	28,952,700	2,167,202,700	2,915,863,000	2,857,075,500	12,228,127,900
8	NURSING CARE(FOR 100%)				68,892,500	100,578,900	77,395,300	397,134,000
9	REHABILITATION				76,874,800	35,695,600	37,555,300	349,833,000
TOTAL		14,159,923	1,076,071,600	2,423,602,900	20,547,570,800	18,955,562,900	14,086,203,300	130,207,933,723

WORKING INJURY CLAIM 2018-2020

FIGURE ON CLAIM BENEFIT BY YEAR



HEALTH INSURANCE CLAIM 2018-2020

HEALTH INSURANCE CLAIM BY YEAR											
N	TYPE OF BENEFIT					2018		2019		2020	
						N CASE	AMOUNT	N CASE	AMOUNT	N CASE	AMOUNT
1	MEDICAL CARE BENEFIT					698	18,387,995	712	33,862,380	336	32,365,569
2	MATERNITY BENEFIT					44,174	\$ 21,687,063	68,973	\$ 35,816,983	60,192	\$ 31,256,462
3	SICK LEAVE BENEFIT					10,315	\$ 974,041	17,447	\$ 1,717,779	12,429	\$ 1,237,195
	TOTAL					55,187	\$ 22,743,318	87,132	\$ 37,607,281	72,957	\$ 32,523,926

HEALTH INSURANCE CLAIM 2018-2020

FIGURE ON HEALTH CARE EXPENDITURE BY YEAR



CHALLENGES ON SOCIAL SECURITY IMPLEMENTATION

- The suspension of enterprise (Covid-19)
- Lack and incorrect of information for employee registration
- Miss understandable of accessing hospital & Claiming benefit
- HIGHER UTILIZATION RATE AT THE NATIONAL HOSPITAL
- NO REFERAL SYSTEM

SOLUTION ON SOCIAL SECURITY IMPLEMENTATION

- GOVERNMENT SUBSIDIZATION
- COLLABORATIONN WITH INVOLVING ORGAZATION
- STRENGTENING AND EXTEND THE PUBLIC PROMOTION
- ESTABLISHMENT THE HOT-LINE AND CALL CENTRE
- ISSUE THE E-CLAIM PROCESS(APP & ADRIOD)

THANKS