



*Kartu Indonesia Sehat
Dengan Gotong Royong, Semua Tertolong*

After 3 Years BPJS-Kesehatan

Facing & Challenges
2014 - 2016



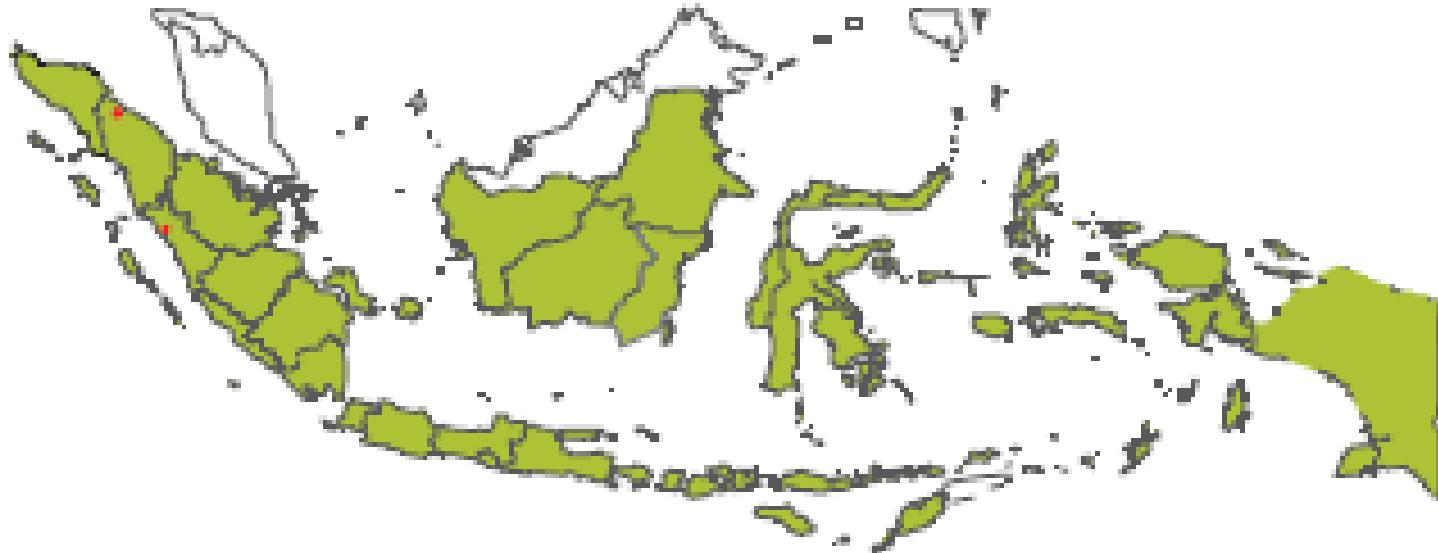


Population
252.680.000

Islands
17.500

Member of BPJS-Kesehatan
179.782.431 (71%)

Vulcanos
139



Ethnic Groups

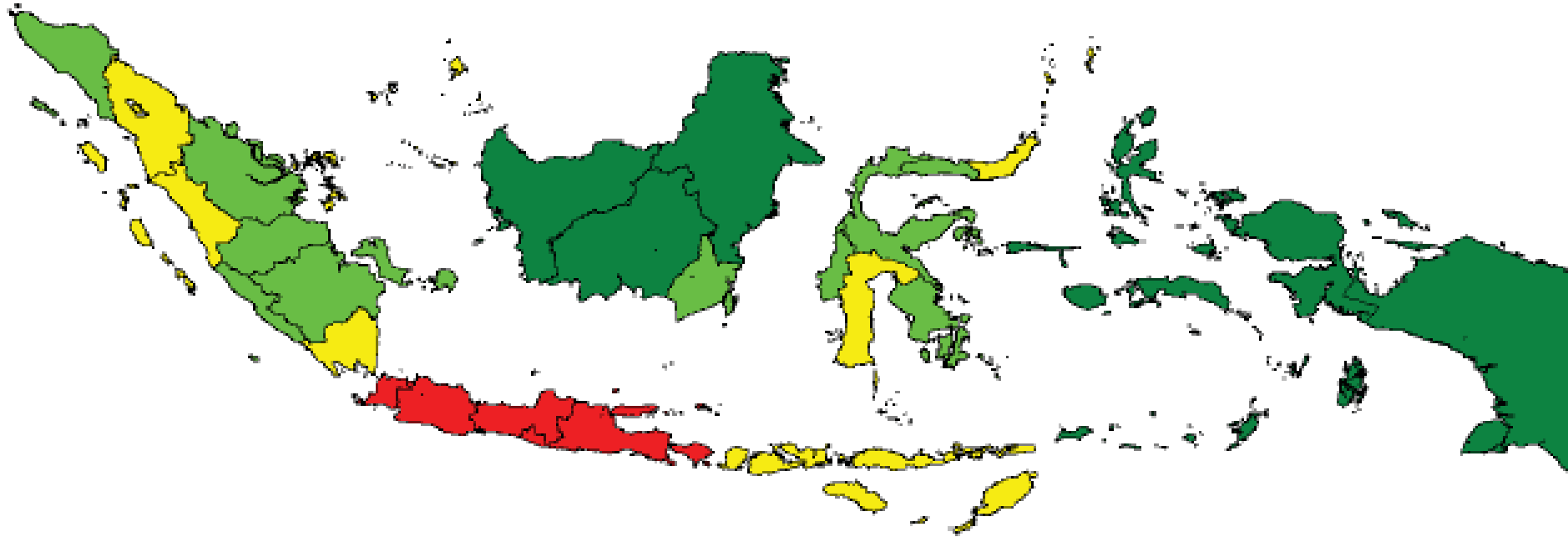
1.128

Languages

741

1.913.578 *km*²

Population Density



- Jakarta = 14.863
- Singapore = 8.226
- Java = 1.052
- Bali = 701

- Philippines = 339
- Vietnam = 282
- Indonesia = 134
- Thailand = 131

- Cambodia = 87
- Timor-Leste = 79
- Brunei = 74

- Borneo = 21
- Papua = 9



Geographic

1. Very variety of population density
2. Private Hospital only in high density
3. Un efficiency in low density

Physician per 100.000

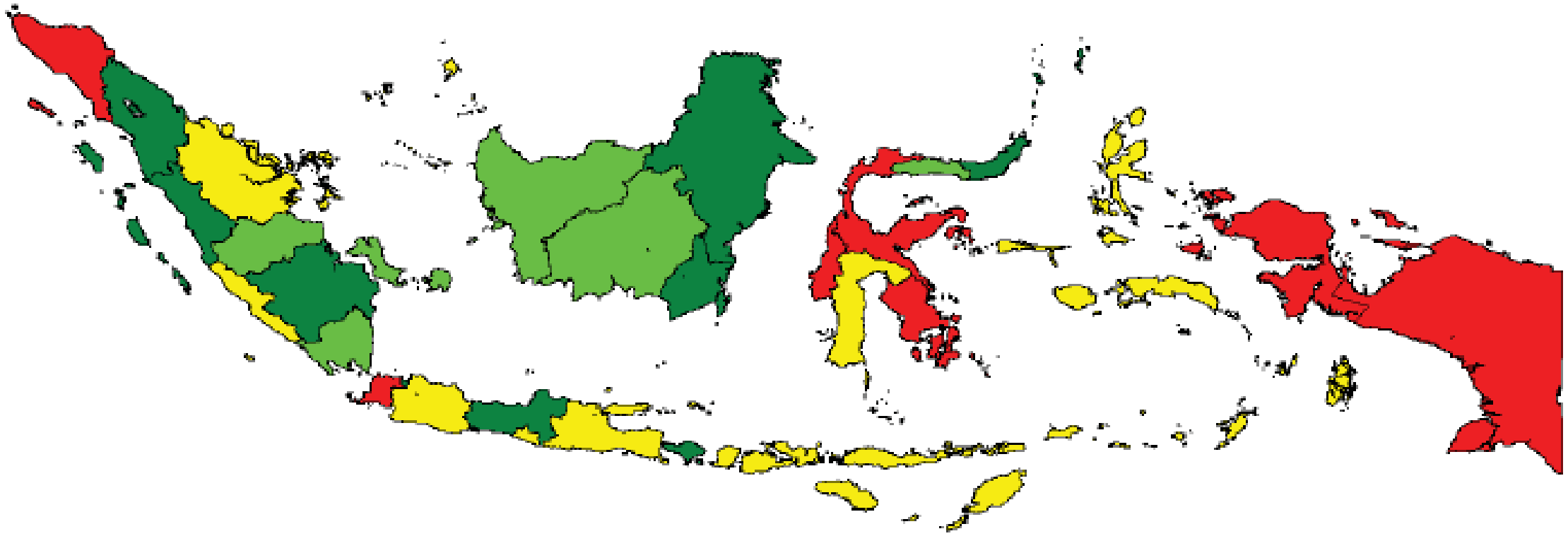


Education & Profession

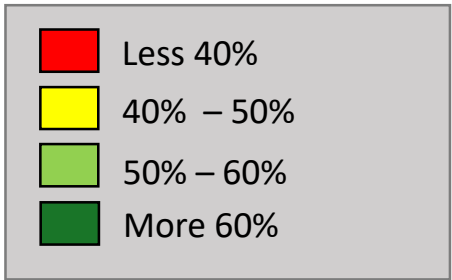
- | | | | | | |
|------------|-----------------|--------|---------------------|-----|---------------|
| Dark Green | Jakarta = 68 | Yellow | Central Java = 21 | Red | Lampung = 14 |
| | Yogyakarta = 61 | | Banten = 18 | | West Java = 9 |
| | Aceh = 32 | | West Nusa Teng = 15 | | East Java = 9 |



Healthy Culture



Culture

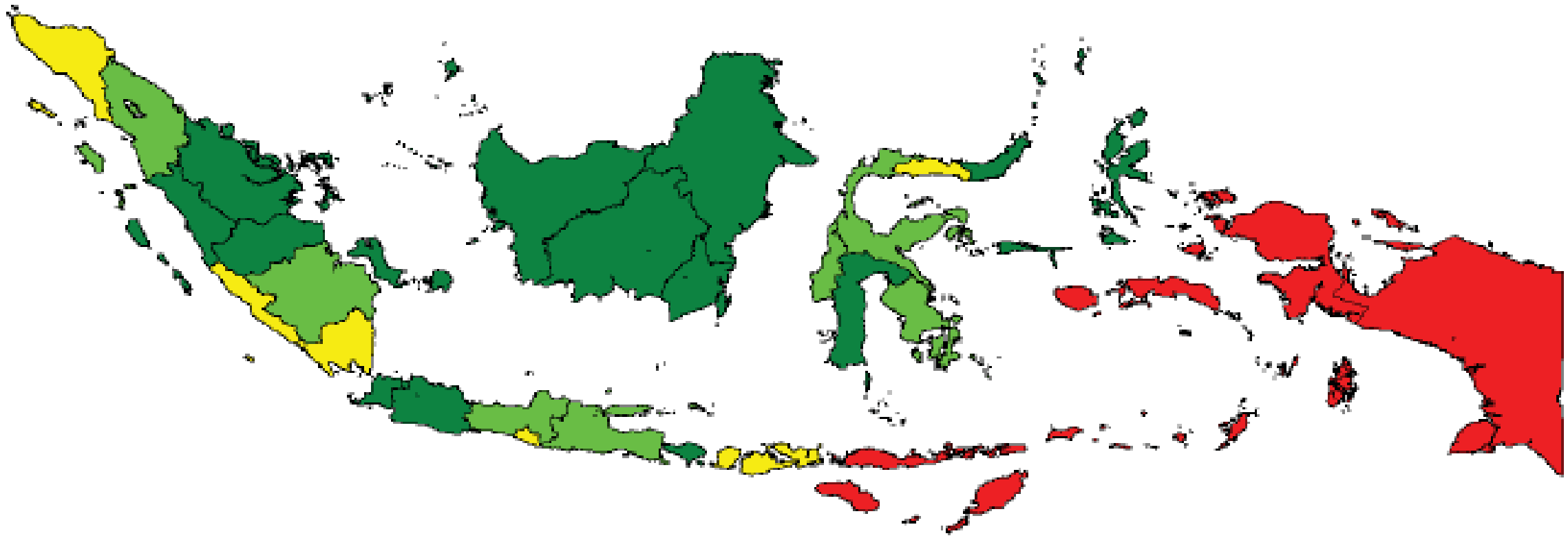


■ Centra Java = 76,4%
■ Jakarta = 70,9%
■ Bali = 69,4%

■ Bengkulu = 49,3%
■ West Java = 46,5%
■ Maluku = 41,8%

■ Banten = 35,3%
■ Aceh = 33,5%
■ Papua = 25,5%

Percentage of The Poor



Education & Economic

- More 20%
- 15% – 20%
- 10% – 15%
- Less 10%

- Jakarta = 4%
- Banten = 6%
- West Java = 9%
- Lampung = 16%
- Yogyakarta = 16%
- West Nusa T = 18%
- Aceh = 19%
- East Nusa T = 20%
- Maluku = 21%
- Papua = 31%

After BPJS Kesehatan 2014



Primary-Cares

19.969

7,7 / 100.000

Hospitals

2.488

1 / 100.000

2012 to 2015

↑ **20%**

Beds

309.146

121 / 100.000

2012 to 2015

↑ **32%**

Physician

101.615

40 / 100.000



2012 to 2015

↑ **33%**

Nurses

223.910

89 / 100.000



2012 to 2015

↓ **5%**

Midwife

111.736

89 / 100.000



2012 to 2015

↓ **12%**

Population in Indonesia



Ageing

Life expectancy 2012 to 2015
70,84 ↑ **1,4%**
 +1,2 years old

Inpatient 2012 to 2015
36,1 ‰ ↑ **88%**
 Per year

Increase

Baby's Death
22,2 ‰



2012 to 2015
 ↓ **30%**

Kid's Death
26,2 ‰



2012 to 2015
 ↓ **35%**

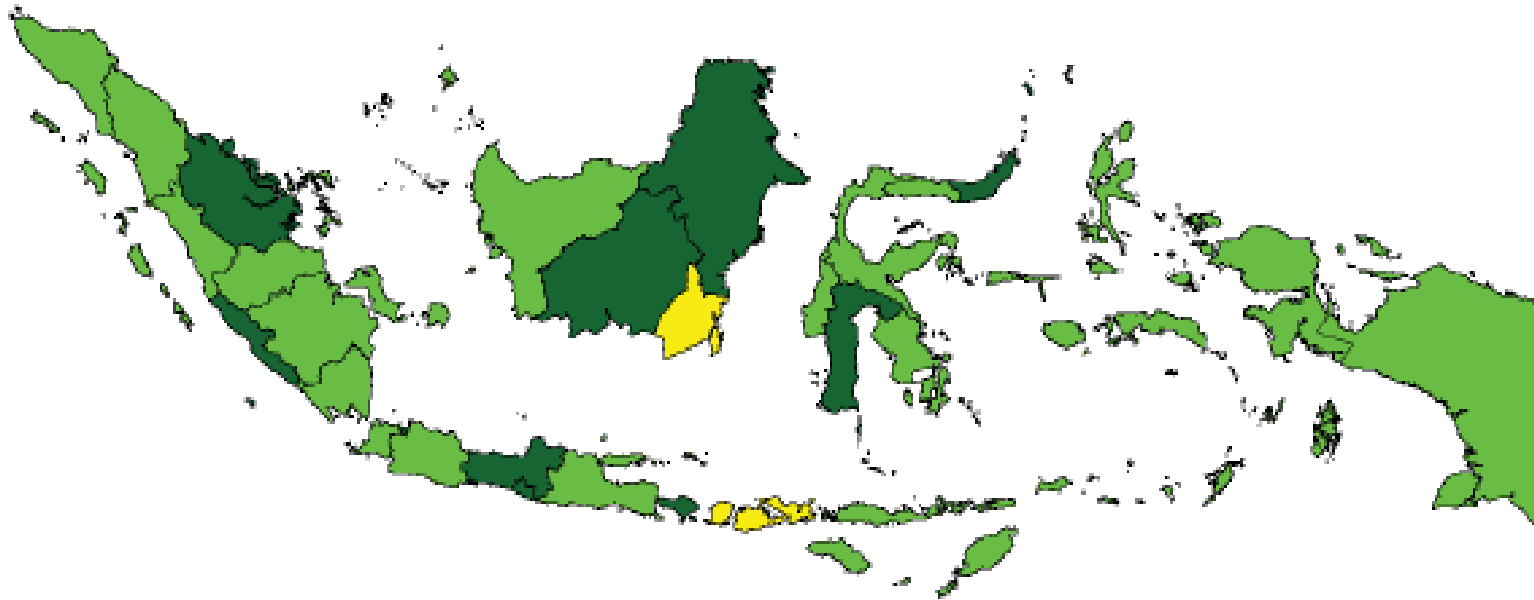
Martenal Death
305 ‰



2012 to 2015
 ↓ **15%**


Microsoft Office Clipart

Cost of Ageing Population



Ageing Population

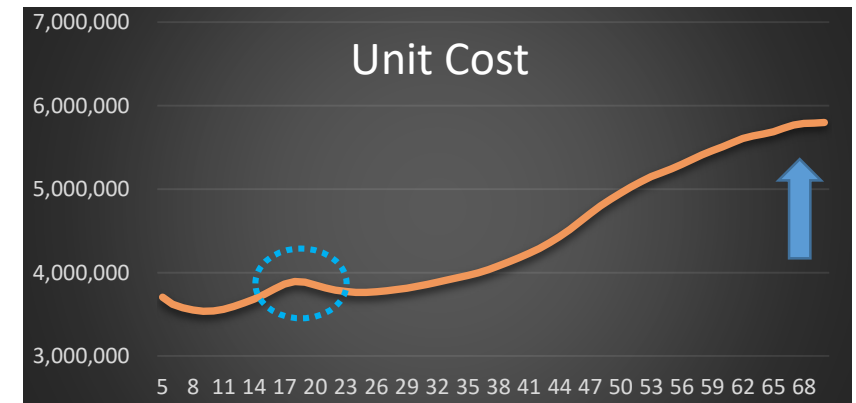
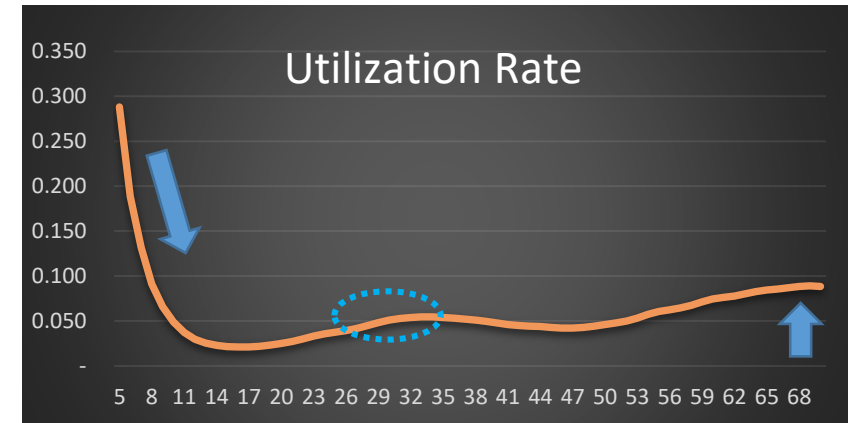
Increase life expectation will be increase medical cost



■ Jakarta = 73,35 yo
■ Central Java = 71,55 yo
■ Bali = 70,78 yo

■ East Java = 69,86 yo
■ West Java = 68,4 yo
■ Banten = 65,4 yo

■ South Borneo = 64,17 yo
■ West Nusa Tenggara = 62,41 yo



Facing external condition :

1. Geographic
2. Education
3. Culture
4. Profession
5. Population
6. Climate Change

Ours Challenges :

1. Continuous Coverage
2. Capability-Building
3. Sustainability Programe
4. Service Network
5. Communication
6. Developing a Healthy Culture



TERIMA KASIH



Kartu Indonesia Sehat
Dengan Gotong-Royong, Semua Tertolong



www.bpjs-kesehatan.go.id



@BPJSKesehatanRI



Fanpage:
BPJS Kesehatan

You **Tube**

kompasiana BPJS Kesehatan



@bpjskesehatan_ri



bpjskesehatan